

ISE: Integrated Skills in English

Candidate guide

ISE Digital



Contents

About ISE Digital 关于 ISE 机考	3
Exam format 考试形式	5
Get ready to take the exam 准备参加考试	17
On exam day 考试日	19
Results and scoring 考试结果与分数	22
Exam rules 考试规则	24

Charity number England & Wales: 1014792 | Charity number Scotland: SC049143

Patron: HRH The Duke of Kent KG | trinitycollege.com

Copyright © 2024 Trinity College London | Published by Trinity College London
Online edition, October 2025



About ISE Digital

Open doors to a world of opportunities

ISE Digital is a computer-delivered exam that assesses English language speaking, listening, reading and writing skills. It covers all six levels of the CEFR and provides evidence of English proficiency for academic study, employment and visa purposes.

Flexible and convenient

ISE Digital provides flexible and frequent exam dates. The full exam takes 105 minutes and you will get a digital certificate within **3–5 days** that you can easily share with universities or employers.

You can also choose to resit one module if you want to improve your score.

Tailored to you

The Reading and Listening modules in ISE Digital are adaptive, which means that the questions will be adjusted to your level of English. You will receive a selection of tasks that are suitable for your language proficiency level. In the Speaking module, you can choose the topic of conversation and talk about something that really matters to you. You will receive detailed feedback that shows your strengths and areas for improvement.

Builds real-life skills

The tasks in ISE Digital are designed to reflect the language skills that you need to build the life you want. You will encounter authentic texts, conversations, discussions and scenarios. These help to prepare you for work, study and life in an English-speaking environment.

关于 ISE 机考

通往无限机遇的世界

ISE 机考是一项以计算机形式进行的英语考试，用于评价考生的听、说、读、写四项语言技能。该考试涵盖 CEFR（欧洲语言共同参考框架）的全部六个等级，可作为申请学术学习、就业及签证时的英语能力证明。

灵活便捷

ISE 机考提供灵活且频繁的考试日期。整场考试时长为 105 分钟，考生将在 **3–5 天** 内获得数字成绩证书，为升学和求职提供便利。若希望提升成绩，考生还可选择重考单个模块。

个性化定制

ISE 机考的阅读和听力模块采用自适应设计，题目会根据考生的英语水平自动调整，确保所给任务与语言能力相匹配。在口语模块中，考生可以自主选择话题，谈论对自己真正重要的内容。考试结束后，系统将提供详细反馈，指出优势与可改进之处。

贴近真实生活

ISE 机考的各类任务均旨在反映你在现实生活中所需的英语运用能力。考试内容涵盖真实语料、会话、讨论与情景模拟，帮助你为英语环境下的学习、工作与生活做好充分准备。

Guaranteed a level

ISE Digital is an adaptive, multi-level exam. This means that you will always receive a result that reflects your performance and a digital certificate.

ISE Digital is trusted

ISE Digital is offered by Trinity College London, a trusted international awarding organisation. Trinity College London is regulated by Ofqual (Office of Qualifications and Examinations Regulation) in England, CCEA Regulation in Northern Ireland and by Qualifications Wales.

ISE is recognised by a wide range of bodies including universities, employers and governments around the world.

For more information, see trinitycollege.com/about-us/recognition/english-language.

等级保障

ISE 机考是一项自适应、多等级考试，这意味着你将获得能够真实反映你表现的成绩及数字证书。

值得信赖的考试

ISE 机考由国际公认的权威考试颁证机构——伦敦圣三一考试院（Trinity College London）。伦敦圣三一考试院受以下机构监管：英格兰资格与考试监管办公室（Ofqual）、北爱尔兰资格与考试委员会（CCEA Regulation）及威尔士资格监管机构（Qualifications Wales）。

ISE 得到全球众多机构的认可，包括各类大学、企业与政府部门。

更多信息请访问：trinitycollege.com/about-us/recognition/english-language

Exam format

Overview

There are four modules in ISE Digital: Speaking, Listening, Reading and Writing.

Each module includes a variety of tasks that reflect contexts and situations where you might use English in real life. They have been carefully designed to help you show your language skills.

At the start of your exam, you will complete a short levelling test. This helps to determine which task types and questions you will see during your exam. In this candidate guide, all available task types are explained. The images used to illustrate the tasks have been taken from our example tasks. There may be small visual variations to what you will see when you take the exam.

Module	Number of tasks	Number of questions
Speaking	4	—
Listening	—	No more than 30 questions
Reading	—	No more than 30 questions
Writing	2	—

Try our example tasks at trinitycollege.com/ISE-digital-exam-information.

Exam timings

Module	Approximate time to spend on module
Speaking	15 minutes
Listening	20 minutes
Reading	20 minutes
Writing	40 minutes

考试形式

概述

ISE 机考包含四个模块：口语、听力、阅读和写作。

每个模块都包括多种任务类型，这些任务反映了你在现实生活中可能使用英语的情境和语境。它们经过精心设计，旨在帮助你充分展示自己的语言能力。

在考试开始时，你将完成一项简短的定级测试，以确定考试中将出现的任务类型和题目。本考生指南对所有可能的任务类型进行了说明。文中所使用的插图来自示例任务，与实际考试中的画面可能会有细微差异。

模块	任务数量	题目数量
口语	4	—
听力	—	不超过 30 题
阅读	—	不超过 30 题
写作	2	—

你可以在以下网站查看我们的示例任务：
trinitycollege.com/ISE-digital-exam-information

考试时间安排

模块	建议作答时间
口语	15 分钟
听力	20 分钟
阅读	20 分钟
写作	40 分钟

1. Work carefully and as quickly as you can.
 2. You should begin the Writing module when there are 40 minutes left on the exam.
 3. To help you to manage your time, you will receive three system reminders during the exam:
 - ▶ When you have 50 minutes left.
 - ▶ When you have 40 minutes left.
 - ▶ When there are ten minutes remaining before the end of your exam.
 4. Your invigilator will also give you reminders to help manage your time during the exam.
1. 请认真并尽可能高效地完成考试。
 2. 当考试剩余 40 分钟时，应开始进行写作模块。
 3. 为帮助你合理安排时间，系统将在考试过程中发出三次提示：
 - ▶ 当剩余 50 分钟时；
 - ▶ 当剩余 40 分钟时；
 - ▶ 当考试结束前剩余 10 分钟时。
 4. 监考员也会在考试期间提醒你注意时间。

ISE Digital | Speaking module

Total time: Approximately 15 minutes.

Speaking module | Task overview

There are four tasks in the Speaking module.

Due to the adaptive nature of the exam, you will see tasks that are at your English level. You may see some task types and not others.

You will be asked to answer questions, give a talk and respond to information that you hear. Your response will be automatically recorded. Always listen and respond as fully as you can.

Assessment: Your responses are evaluated by a trained assessor.

Task type	Task description
Responding to questions	Describe objects, people or places. Express your opinion on a topic.
Delivering a prepared talk	Give a prepared talk on a topic of your choice. Then answer a follow-up question.
Interacting	Listen and respond to a scenario; respond to new information.
Summarising a talk or conversation	Listen to a conversation. Then give a summary with your own opinion.

You should show that you can...

- ▶ ask and answer questions
- ▶ give a talk without interruption
- ▶ interact with others in different situations
- ▶ respond to new information
- ▶ establish what the goal of the interaction is
- ▶ consider the person you are talking to and your relationship with them
- ▶ choose how formal or informal you should be
- ▶ understand and summarise information
- ▶ make inferences
- ▶ evaluate the information you hear
- ▶ express your own ideas, opinions, suggestions and recommendations.

口语模块

总时长：约 15 分钟

口语模块 | 任务概述

口语模块共包含四个任务。

由于考试具有自适应特性，你将看到与自己英语水平相匹配的任务类型，因此有些任务类型你可能会遇到，而另一些则不会出现。

考试中，你需要回答问题、进行陈述，并对听到的信息作出回应。你的作答将被自动录音。请始终认真倾听，并尽可能完整地作答。

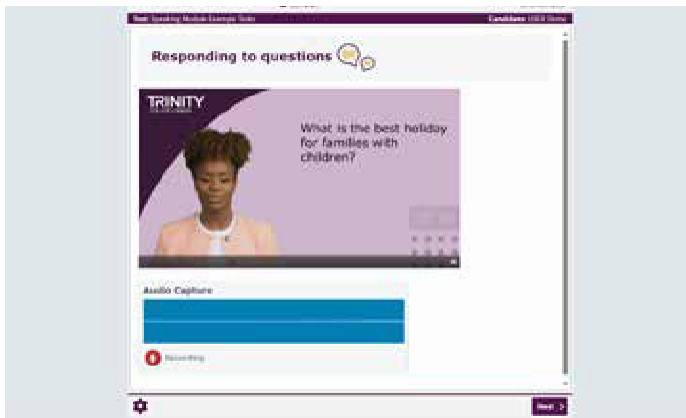
评分方式： 你的回答将由经过培训的评分员进行评估

任务类型	任务说明
回答问题	描述物体、人物或地点；就某一话题表达个人观点。
进行准备好的陈述	就自己选择的话题进行准备好的陈述，然后回答一个追问的问题。
互动任务	聆听并回应给定情境，对新信息作出回应。
总结一段发言或对话	聆听一段对话，然后进行总结，并发表个人观点。

你应展现的能力：

- ▶ 提问并回答问题
- ▶ 在不中断的情况下进行陈述
- ▶ 在不同情境中与他人互动
- ▶ 对新信息作出回应
- ▶ 明确互动的目的
- ▶ 考虑交谈对象及与其关系
- ▶ 选择合适的正式或非正式表达方式
- ▶ 理解并总结信息
- ▶ 进行推断
- ▶ 评价所听到的信息
- ▶ 表达自己的想法、观点、建议和推荐

Responding to questions



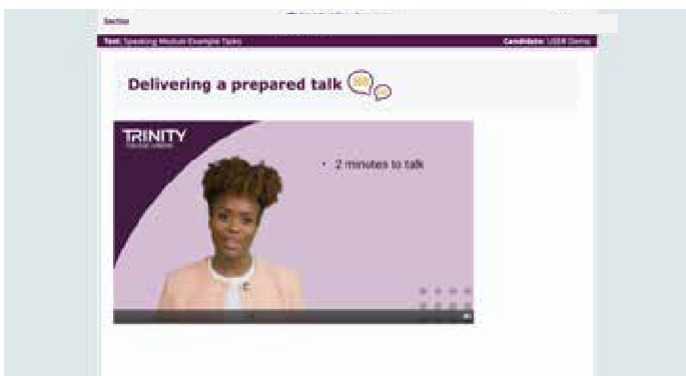
回答问题

1. Listen to the question.
听问题
2. Give your response. It will be recorded automatically.
给出你的回答，回答将被自动录音。
3. You have 30 seconds for each response.
每个回答限时 30 秒。
4. After the recording, you will automatically move on to the next question.
录音结束后，系统会自动进入下一个问题。

💡 Tips 提示

- ▶ Use a natural conversational style. 用自然的方式对话
- ▶ Give full responses, avoiding short answers. 给出完整回答，避免简短作答。

Delivering a prepared talk



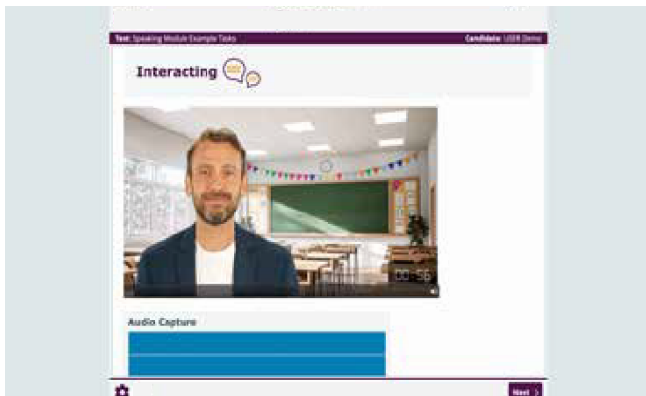
进行准备好的陈述

1. Listen to the instruction.
听指令。
2. Start your talk when you are asked to. It will be recorded automatically.
当收到提示后开始讲话，内容将被自动录音。
3. You have 2 minutes to deliver your talk.
你有 2 分钟时间进行陈述。
4. Once your recording has finished, there will be a follow-up question.
录制结束后，会出现一个追问的问题。
5. Record your answer after the follow-up question.
追加问题结束后请录制你的回答。

💡 Tips 提示

- ▶ Think about how to structure your presentation. 思考如何组织你的陈述内容。
- ▶ Speak naturally to engage the listener. 自然表达，以吸引听众注意
- ▶ Avoid reciting from memory. 避免死记硬背。

Interaction



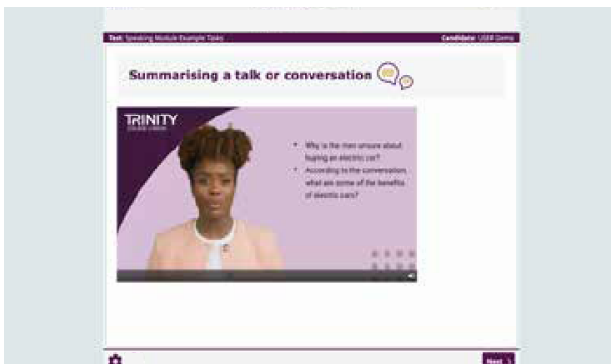
互动任务

1. Listen to the scenario.
听题目情境。
2. You now have 15 seconds to plan your response.
你有 15 秒的时间准备你的回答。
3. Give your response. It will be recorded automatically.
开始作答，你的回答将被自动录音。
4. You have 1 minute to respond.
你有 1 分钟的作答时间。
5. Listen to a new piece of information.
听一段新的补充信息。
6. You have 30 seconds to respond to the information.
你有 30 秒回答该信息的时间。

💡 Tips 提示

- ▶ Adjust your tone and the words you use to suit the interaction. 根据情境调整合适的语气和用词
- ▶ Think about how you can be clear, convincing and polite. 思考如何使自己的表达清晰、有说服力且礼貌得体。

Summarising a talk or conversation 总结一段发言或对话



1. Listen to the instructions.
听指令。
2. Listen to the conversation and take notes. Paper will be provided by the centre.
听对话并做好笔记，考试中心将提供纸张。
3. You now have 30 seconds to plan your response.
你有 30 秒时间准备回答。
4. Give your summary and opinion. It will be recorded automatically.
请总结发言并给出观点，系统将自动录音。
5. You have 1 minute to give your summary and opinion.
你有 1 分钟的作答时间
6. You will now be asked a follow-up question.
接下来你将遇到一个追问的问题。
7. You have 1 minute to respond.
你有 1 分钟时间作答。

💡 Tips 提示

- ▶ Adjust your tone to the interaction. How formal do you want to sound? 根据交流情境调整你的语气（正式/非正式）
- ▶ Ensure that you answer the bullet points in the instruction. 确保回答指令中的所有要点。
- ▶ Remember to share your opinion and make recommendations. 记得表达你的观点并提出建议。



ISE Digital | Listening module

Total time: Approximately 20 minutes.

Listening module | Task overview

There are four task types in the Listening module. In each task you will listen to one or several speakers, and answer questions.

Due to the adaptive nature of the exam, you will see tasks that are at your English level. You may see some task types and not others. You may see more than one example of certain task types.

You will hear the information **twice**. You must answer the questions while the audio plays.

You will have some time to read the questions before the audio starts.

Assessment: Your responses are computer scored.

Task type	Task description
Listening to a description	Listen to a description of a person, place, object or activity
Listening to a conversation	Listen to an informal conversation between two people.
Listening to a discussion	Listen to a formal discussion between three speakers.
Listening to a talk	Listen to a formal talk by a speaker Then listen to another person re-tell the talk in their own words.

You should show that you can...

- ▶ understand the overall text
- ▶ understand specific details
- ▶ infer information
- ▶ infer how different ideas are connected
- ▶ anticipate the information that might come next
- ▶ evaluate what content is relevant
- ▶ evaluate relationships between speakers or content
- ▶ synthesise relationships between speakers' viewpoints
- ▶ connect known and new information.

听力模块

总时长：约 20 分钟

听力模块 | 任务概述

听力模块共包含四个任务。在每个任务中，你将听一位或多位说话者的录音，并回答相应的问题。

由于考试具有自适应特性，你将看到与自己英语水平相匹配的任务类型，因此有些任务类型你可能会遇到，而另一些则不会出现。你也可能会遇到某种任务类型的多个例题。

录音将播放**两遍**，你必须在录音播放时作答。

在录音开始前，你会有时间阅读题目。

评分方式： 你的回答将由计算机自动评分。

任务类型	任务说明
听描述	听一段关于人物、地点、物品或活动的描述。
听对话	听一段两个人的非正式对话。
听讨论	听一段三位说话者之间的正式讨论。
听演讲	听一位说话者的正式演讲，然后再听另一位用自己的话复述该演讲内容。

你应展现的能力：

- ▶ 能够理解文本大意
- ▶ 能够理解文本细节
- ▶ 能够推断信息
- ▶ 能够推断不同观点之间的联系
- ▶ 能够预测接下来可能出现的信息
- ▶ 能够判断哪些内容是相关的
- ▶ 能够判断说话者之间或内容之间的关系
- ▶ 整合不同说话者观点之间的联系
- ▶ 能够联系已知信息与新信息。

Listening to a description



听描述

1. Listen to the instructions. 听指令。
2. You now have 15 seconds to read the questions. 你有 15 秒的时间阅读题目。
3. Answer the questions while the audio plays. You will hear the recording twice. 在音频播放时回答问题。录音将播放两遍。
4. Click on an answer to select it. 点击选项以选择答案。
5. Click on a different answer to change your response. 可以通过点击其他选项更改你的答案。
6. When the recording has finished, you will move to the next task. 录音结束后，你将自动进入下一题。

💡 Tips 提示

- Remember that you need to answer the questions while you listen to the audio. 记住：你需要在听音频的同时回答问题。
- Use the reading time to think about what you are going to hear and the information that you must listen for. 利用阅读时间思考你将要听到的内容，以及需要重点听取的信息。

Listening to a conversation



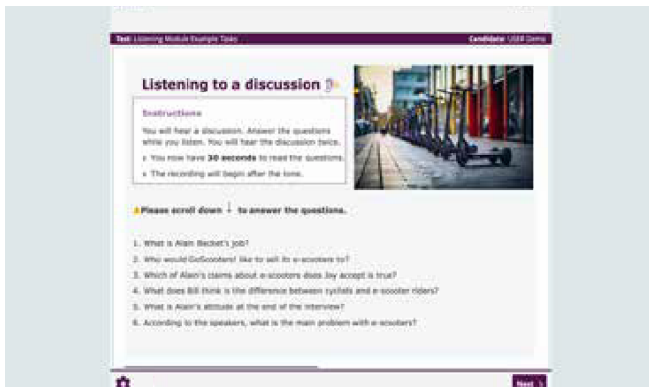
听对话

1. Listen to the instructions. 听指令。
2. You now have 25 seconds to read the questions. 你有 25 秒的时间阅读题目。
3. Answer the questions while the audio plays. You will hear the conversation twice. 在音频播放时回答问题。录音将播放两遍。
4. Click on an answer to select it. 点击选项以选择答案。
5. Click on a different answer to change your response. 可以通过点击其他选项更改你的答案。
6. When the recording has finished, you will move to the next task. 录音结束后，你将自动进入下一题。

💡 Tips 提示

- Remember that you need to answer the questions while you listen to the audio. 记住：你需要在听音频的同时回答问题。
- Use the reading time to think about what you are going to hear and the information that you must listen for. 利用阅读时间思考你即将听到的内容，以及需要重点听取的信息。

Listening to a discussion



听讨论

1. Listen to the instructions. 听指令。
2. You now have 30 seconds to read the questions. 你有 30 秒时间阅读题目。
3. Listen to the discussion and answer the questions as it plays. The discussion will play twice. 在播放音频时作答。讨论内容将播放两遍。
4. Click on an answer to select it. 点击选项以选择答案。
5. Click on a different answer to change your response. 可以通过点击其他选项更改你的答案。
6. When the recording has finished, you will move to the next task. 录音结束后，你将进入下一题。

💡 Tips 提示

- Remember that you need to answer the questions while you listen to the audio. 记住：你需要在听音频的同时回答问题。
- Use the reading time to think about what you are going to hear and the information that you must listen for. 利用阅读时间思考你即将听到的内容，以及需要重点听取的信息。

Listening to a talk



听演讲

1. Listen to the instructions. 听指令。
2. You now have 30 seconds to read the questions. 你有 30 秒时间阅读题目。
3. Listen to the two speakers. You will hear each speaker once. Answer the questions as the audio plays. 听两位说话者的内容。每位说话者只播放一次。请在音频播放时作答。
4. Click on an answer to select it. 点击选项以选择答案。
5. Click on a different answer to change your response. 可以通过点击其他选项更改你的答案。
6. When the recording has finished, you will move to the next task. 录音结束后，你将进入下一题。

💡 Tips 提示

- Remember that you need to answer the questions while you listen to the audio. 记住：你需要在听音频的同时回答问题。
- Use the reading time to think about what you are going to hear and the information that you must listen for. 利用阅读时间思考你即将听到的内容，以及需要重点听取的信息。

ISE Digital | Reading module

Total time: Approximately 20 minutes.

Reading module | Task overview

There are three task types in the Reading module. You will read one or several texts, and answer questions about them.

Due to the adaptive nature of the exam, you will see tasks that are at your English level. You may see some task types and not others. You may see more than one example of certain task types.

Assessment: Your responses are computer scored.

Task type	Task description
Reading a visual text	Read a short text with visuals, such as a poster, menu or leaflet.
Reading a single text	Read a single text on a topic.
Reading a paired text	Read two texts on the same theme.

You should show that you can...

- ▶ understand the overall text
- ▶ understand parts of the text
- ▶ locate and identify information in texts
- ▶ understand language features
- ▶ infer meanings, ideas and viewpoints
- ▶ deduce information
- ▶ evaluate the meaning and relevance of texts
- ▶ evaluate how different texts are related
- ▶ synthesise content across more than one text
- ▶ understand how ideas in more than one text are related.

阅读模块

总时长：约 20 分钟

听力模块 | 任务概述

阅读模块中有三种题型。你将阅读一篇或多篇文本，并回答相关问题。

由于考试具有自适应特性，你将看到与自己英语水平相匹配的任务类型，因此有些任务类型你可能会遇到，而另一些则不会出现。你也可能会遇到某种任务类型的多个例题。

评分方式： 你的回答将由计算机评分。

任务类型	任务说明
阅读图片文本	阅读带有图片的短文本，例如海报、菜单或宣传单。
阅读单篇文本	阅读单篇主题文本。
阅读双篇文本	阅读两篇同一主题的文本。

你应展现的能力：

- ▶ 能够理解整篇文本及文本的各个部分
- ▶ 能够在文本中定位并识别信息
- ▶ 能够理解语言特征
- ▶ 能够推断意义、观点和意图
- ▶ 能够推理获取信息
- ▶ 能够评估文本的意义和相关性
- ▶ 能够评估不同文本之间的关系
- ▶ 能够整合多篇文本的内容
- ▶ 能够理解多篇文本中观点之间的关联

Reading a visual text

Reading a visual text

Instructions: Read the visual text and answer the questions.

1. The number of trees planted in the park has increased by 10% over the last year.

2. The number of trees planted in the park has increased by 10% over the last year.

3. The number of trees planted in the park has increased by 10% over the last year.

4. The number of trees planted in the park has increased by 10% over the last year.

5. The number of trees planted in the park has increased by 10% over the last year.

Questions

Click on an answer option to choose your answer.
Click on a different answer option to change your answer.
Right click on an answer option to close it out.

Click here to open the text.

What can we learn from the image?

The number of trees planted in the park has increased by 10% over the last year.
 The number of trees planted in the park has increased by 10% over the last year.
 The number of trees planted in the park has increased by 10% over the last year.
 The number of trees planted in the park has increased by 10% over the last year.

What is the main purpose of section 5?

To talk about people that plant trees.
 To talk about people that plant trees.
 To talk about people that plant trees.
 To talk about people that plant trees.

阅读图片文本

1. Read the instructions. 阅读指令。
2. Read the visual text. 阅读图片文本信息。
3. Read each multiple-choice question. 阅读每一道单选题。
4. Click on an answer to select it. 点击选项以选择答案。
5. Click on a different answer to change your response. 可以通过点击其他选项更改你的答案。
6. When you are finished with a section, click Next. Remember that you cannot go back. 完成本部分后, 点击“Next(下一题)”。请记住, 无法返回上一题。

Reading a single text

Reading a single text

Instructions: Read the text and answer the questions.

Monday, 1 September
After 10 years in my school, I have to say I love it. There are many things I like about my school. The teachers are all really friendly and they are all really good at their jobs. I like the way they all work together. I like the way they all work together. I like the way they all work together.

Monday, 7 September
The teachers at my school are really different. I have to say I love it. There are many things I like about my school. The teachers are all really friendly and they are all really good at their jobs. I like the way they all work together. I like the way they all work together. I like the way they all work together.

Monday, 14 September
After 10 years in my school, I have to say I love it. There are many things I like about my school. The teachers are all really friendly and they are all really good at their jobs. I like the way they all work together. I like the way they all work together. I like the way they all work together.

Monday, 21 September
After 10 years in my school, I have to say I love it. There are many things I like about my school. The teachers are all really friendly and they are all really good at their jobs. I like the way they all work together. I like the way they all work together. I like the way they all work together.

Monday, 28 September
After 10 years in my school, I have to say I love it. There are many things I like about my school. The teachers are all really friendly and they are all really good at their jobs. I like the way they all work together. I like the way they all work together. I like the way they all work together.

Monday, 5 October
After 10 years in my school, I have to say I love it. There are many things I like about my school. The teachers are all really friendly and they are all really good at their jobs. I like the way they all work together. I like the way they all work together. I like the way they all work together.

Questions

Click on an answer option to choose your answer.
Click on a different answer option to change your answer.
Right click on an answer option to close it out.

Click here to open the text.

What is the main purpose of Emily's blog?

To talk about her school.
 To talk about her school.
 To talk about her school.
 To talk about her school.

Who has found the movie to be the most difficult?

Mark.
 Mark.
 Mark.
 Mark.

阅读单篇文本

1. Read the instructions. 阅读指令。
2. Read the whole text. 阅读整篇文本。
3. Read each multiple-choice question. 阅读每一道单选题。
4. Click on an answer to select it. 点击选项以选择答案。
5. Click on a different answer to change your response. 可以通过点击其他选项更改你的答案。
6. When you are finished with a section, click Next. Remember that you cannot go back. 完成本部分后, 点击“Next(下一题)”。请记住, 无法返回上一题。

Reading a paired text

Reading a paired text

Instructions: Read the texts and answer the questions.

Reading Text A

Business Negotiation

Negotiation can be defined as a dialogue involving two or more parties for the purpose of reaching an agreement satisfactory to all.

In the business world, simple negotiation is the first, and often the only, step in the process of reaching an agreement. It is a process in which two or more parties reach an agreement through the use of persuasion, compromise, and the use of their own ability to be different to one another.

There is no objective standard of success in negotiation, but the following elements are important to all negotiations.

Knowledge

It is important to know the people with whom you are negotiating. You should understand the needs and interests of both sides and the company they work for. You should also know the company's financial situation, what terms they will accept for simple contracts, and the sort of terms they are likely to be offered to one another.

Preparation

You should also be aware of the company's culture and identity, how they operate and how they have previously negotiated with you. As that knowledge is available should be gathered before negotiations commence, but there can be great value in gathering the information during the negotiation.

Strategy

It is important to know the better one person that you are willing to accept and to be

Reading Text B

Business Negotiation

Negotiation can be defined as a dialogue involving two or more parties for the purpose of reaching an agreement satisfactory to all.

In the business world, simple negotiation is the first, and often the only, step in the process of reaching an agreement. It is a process in which two or more parties reach an agreement through the use of persuasion, compromise, and the use of their own ability to be different to one another.

There is no objective standard of success in negotiation, but the following elements are important to all negotiations.

Knowledge

It is important to know the people with whom you are negotiating. You should understand the needs and interests of both sides and the company they work for. You should also know the company's financial situation, what terms they will accept for simple contracts, and the sort of terms they are likely to be offered to one another.

Preparation

You should also be aware of the company's culture and identity, how they operate and how they have previously negotiated with you. As that knowledge is available should be gathered before negotiations commence, but there can be great value in gathering the information during the negotiation.

Strategy

It is important to know the better one person that you are willing to accept and to be

Questions

Click on an answer option to choose your answer.
Click on a different answer option to change your answer.
Right click on an answer option to close it out.

Click here to open the text.

What would Text A be most useful for?

A general overview.
 A detailed description.
 A detailed description.
 A detailed description.

According to Text A, how does knowledge help negotiations?

It allows a person to talk to the right people.
 It allows a person to talk to the right people.
 It allows a person to talk to the right people.
 It allows a person to talk to the right people.

阅读双篇文本

1. Read the instructions. 阅读指令。
2. Read both texts. 阅读两篇文本。
3. Read each multiple-choice question. 阅读每一道单选题。
4. Click on an answer to select it.
5. Click on a different answer to change your response. 可以通过点击其他选项更改你的答案。
6. When you are finished with a section, click Next. Remember that you cannot go back. 完成本部分后, 点击“Next(下一题)”。记住, 无法返回上一题。

ISE Digital | Writing module

Total time: Approximately 40 minutes.

Writing module | Task overview

There are two tasks in the Writing module.

Due to the adaptive nature of the exam, you will see tasks that are at your English level. You may see some task types and not others. You will answer no more than two tasks.

You will be given a prompt or topic to write about and a recommended text length.

You will see the word count as you type.

Assessment: Your responses are evaluated by a trained assessor.

Task type	Task description
Written online communication	Write a short contribution for an online discussion board, direct communication, e.g. an email, or a group chat
Writing from sources	Read two or three source texts about a topic. Then write your own text about the topic. Use information from the texts as well as your own ideas.

You should show that you can...

- ▶ choose how formal or informal you should be
- ▶ use words and grammar accurately and appropriately
- ▶ organise your texts logically and clearly
- ▶ express your own ideas, opinions, suggestions and recommendations
- ▶ develop an idea and/or an argument
- ▶ understand and summarise information from source texts
- ▶ transform the information into new knowledge.

写作模块

总时长：约 40 分钟

写作模块 | 任务概述

写作模块共有两项任务。

由于考试具有自适应特性，你将看到与自己英语水平相匹配的任务类型，因此有些任务类型你可能会遇到，而另一些则不会出现。你最多需要完成两项任务。

你将获得一个写作提示或主题，以及建议的文本长度。

在输入时，你可以看到字数统计。

评分方式： 你的回答将由经过培训的评分员进行评分。

任务类型	任务说明
在线书面交流	为在线讨论区或直接交流撰写简短发言（如电子邮件或群聊）。
根据材料写作	阅读两到三篇关于某一主题的文本。 然后针对该主题撰写自己的文章。结合文本信息与自身想法进行写作。

你应展现的能力：

- ▶ 选择合适的正式或非正式语气
- ▶ 准确且恰当地使用词汇与语法
- ▶ 逻辑清晰地组织文本
- ▶ 表达自己的想法、观点、建议和推荐
- ▶ 展开一个观点和/或论点
- ▶ 理解并总结材料文本的信息
- ▶ 将信息转化为新的知识

Written online communication



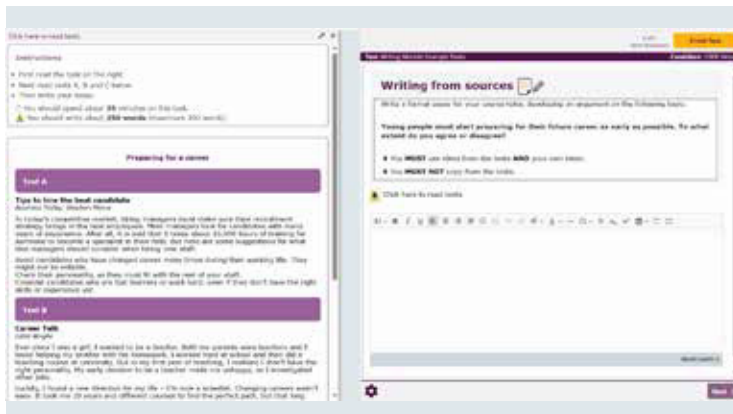
在线书面交流

1. Read the instructions. 阅读指令。
2. Check how many words you are expected to write. 查看你预计需要写多少字。
3. Read the prompt. 阅读写作提示。
4. Type your response in the box. Click Next when you are finished. Remember that you cannot go back. 在文本框中输入你的回答。完成后点击“Next（下一步）”。请注意，无法返回修改。

Tips 提示

- ▶ Check the recommended time for the task. 查看任务建议用时。
- ▶ Check the word count, this helps you know how much time to write. 查看字数统计，这有助于你掌握写作量。

Writing from sources



根据材料写作

1. The instructions contain advice for how much time to spend on the task and how many words to write. 指示中包含关于任务用时和字数的建议。
2. Click to open the source texts. 点击打开材料文本。
3. Check the recommended time for the task. 查看任务建议用时。
4. Read the texts. 阅读材料文本。
5. Write your text in the box. Click Next when you are finished. Remember that you cannot go back. 在文本框中撰写你的文章。完成后点击“Next（下一步）”。请注意，无法返回修改。
6. You can see your current word count in the corner of your screen. 屏幕角落可查看当前字数统计。

Tips 提示

- ▶ Check the word count, this helps you know how much to write. 查看字数统计，这有助于掌握写作量。
- ▶ Remember to use relevant ideas from the text as well as your own ideas. 记得结合材料文本中的相关信息以及自己的想法。
- ▶ You must not copy from the texts. 不得直接抄袭材料文本内容。

Get ready to take the exam

Booking and confirming your exam

Your centre or school will book your exam for you. You will receive an email from Trinity College London, which asks you to create a Trinity account and confirm your booking. Please print the confirmation email and bring it along with your ID to the exam.

In your account, you can manage your booking, access resources and view your results as soon as they are available.

Requesting special considerations

Trinity aims to make our exams accessible to all learners. We welcome entries from candidates with particular needs and disabilities. We understand that requirements vary and treat all special needs requests on an individual basis. You can be assured that we do not compromise on the standard of marking or allow the quality of exams to be affected in any way.

Please visit trinitycollege.com/language-special-needs for more information.

If you require any special accommodation, your school or centre will let us know this when booking your exam. You can also specify any special requirements yourself at the time of exam confirmation. Please note that you may be asked to provide supporting evidence for your request.

Bring your own laptop

You may be asked to or required to bring your own laptop and/or headset to the centre to take into the exam. If so, you must ensure that your equipment meets the requirements listed below.

To take ISE Digital you need the following equipment:

- ▶ A laptop computer (minimum 13-inch screen size).
- ▶ Wired headset. The headsets should be wired and include a directional microphone (as shown in the illustration) and volume control.
- ▶ Wired mouse or touchpad. Note that you cannot use Bluetooth equipment.



准备参加考试

预约并确认考试

你的考试中心会为你预约考试。你将收到一封来自圣三一的电子邮件，要求你创建一个圣三一账户并确认预约。请将考试确认邮件打印连同身份证明（如身份证）一并带到考场，以备检查。

在你的账户中，你可以管理预约、访问学习资源，并在成绩公布后立即查看结果。

申请特殊照顾

圣三一学院致力于让所有考生都能顺利参加考试。我们欢迎有特殊需求的考生报名。我们理解各类需求不同，并会对所有特殊需求申请进行单独处理。请放心，我们不会降低评分标准，也不会以任何方式影响考试质量。

更多信息请访问：trinitycollege.com/language-special-needs。

如果你需要特殊照顾，你所在的考试中心将在预约考试时告知我们。你也可以在确认考试时自行提出特殊需求。请注意，你可能需要提供支持性证明材料。

自带笔记本电脑要求

你可能被要求或需要自带笔记本电脑和/或耳机参加考试。如果是这样，你必须确保设备符合以下要求。

参加 ISE 机考所需设备：

- ▶ 笔记本电脑（屏幕尺寸至少 13 英寸）
- ▶ 电源线
- ▶ 有线耳机。耳机应为有线款，并配有定向麦克风（如图所示）及音量控制功能。
- ▶ 有线鼠标或触控板（不可使用蓝牙设备）



Minimum system requirements

Exams will take place on a desktop computer or laptop. It is your responsibility to make sure the exam software works on your equipment. The updated list of all system requirements as well as the link to download the secure browser can be found at pages.talview.com/tsb.

Requirement	Windows	Mac
Screen resolution	1920 x 1080	1920 x 1200 (minimum)

Setting up your laptop

You will need to download and install 'secure browser' to complete the exam. Administration rights will be required to do this.

- ▶ To download and install 'secure browser', please go to: pages.talview.com/tsb.
- ▶ After the file has finished downloading, click on it. A message might appear saying the publisher isn't verified. This is a safety measure to make sure no harmful software gets installed without your permission. Simply click 'Run' to proceed.
- ▶ Now select your language and then click 'Next' in the 'secure browser Installation Wizard'.
- ▶ Select the installation directory and click on 'Next'. The installation process will begin. A progress bar will appear on your screen. You don't have to do anything during this time. If you choose 'Cancel', the installation will stop.
- ▶ A final screen will confirm that the installation has finished. Click 'Finish' to exit.

Checking your equipment

If you are bringing your own laptop to your ISE Digital exam, you should check that the equipment is set up correctly. Make sure you complete a system check before the start of your exam.

最低系统要求

考试将在台式机或笔记本电脑上进行。你有责任确保考试软件能够在你的设备上运行。更新后的系统要求列表以及安全浏览器下载链接可在 pages.talview.com/tsb 查阅。

要求	Windows	Mac
屏幕分辨率	1920 x 1080	1920 x 1200 (minimum)

笔记本电脑设置

你需要下载并安装“安全浏览器”以完成考试。安装时需要管理员权限。

- ▶ 下载并安装安全浏览器，请访问：pages.talview.com/tsb。
- ▶ 下载完成后点击安装文件。可能会出现“发布者未验证”的提示，这是安全措施，确保未经允许不会安装有害软件。点击“Run（运行）”继续。
- ▶ 在“安全浏览器安装向导”中选择语言，然后点击“Next（下一步）”。
- ▶ 选择安装目录并点击“Next（下一步）”，安装程序将开始运行，屏幕上会显示进度条，无需操作。若选择“Cancel（取消）”，安装将停止。
- ▶ 安装完成后会显示最终界面，点击“Finish（完成）”退出安装程序。

检查设备

如果你自带笔记本电脑参加 ISE 机考，应检查设备是否正确设置。务必在考试开始前完成系统检查。

On exam day

You will find all the information you need in your Trinity account, including date, arrival time and location. Make sure that you check this information in advance, and that you know what you can and cannot bring with you. You can view the full list of [exam rules](#) at the end of this candidate guide.

What you should bring

- ▶ Your equipment.
- ▶ Your topic notes.
- ▶ A valid ID document (if applicable).
- ▶ A pen or pencil.

Paper will be provided by the centre

Accepted forms of ID

You will need to prove your identity when you arrive at the exam centre. If you are under 18 and do not have a valid photo ID, the exam centre will confirm your identity.

List of valid forms of ID:

- ▶ Current valid passport.
- ▶ Current valid National ID Card/residence permit or equivalent if it contains a photo.
- ▶ Current valid full photo card Driving Licence.
- ▶ Current valid Residence Permit (with photo).
- ▶ Current valid Biometric Residence Permit (with photo).
- ▶ Current valid Application Registration Card or Standard Acknowledgement Letter.
- ▶ Travel Document issued by the United Nations or Red Cross.
- ▶ Valid Vignette attached to an Immigration Status Document or a GV3 document.

What you cannot bring into the exam

- ▶ Any paper, apart from your topic notes and the paper provided to you by the centre.
- ▶ Mobile phone, tablet or smartwatch.
- ▶ Audio or video recording equipment.
- ▶ Dictionary.

Note: You are not allowed to eat or smoke during your exam.

考试日

你可以在你的圣三一账户中查看所有必要信息，包括考试日期、到达时间和考点位置。请提前核对这些信息，并明确知道哪些物品可以携带，哪些不能携带。完整的[考试规则](#)可在本考生指南末尾查看。

考试携带物品

- ▶ 你的设备
- ▶ 你的话题笔记
- ▶ 有效身份证件（如适用）
- ▶ 笔或铅笔

考点将提供纸张

可接受的身份证件

到达考点时，你需要出示身份证明。如果你未满 18 岁且没有有效照片身份证件，考点将确认你的身份。

有效身份证件清单：

- ▶ 当前有效护照
- ▶ 当前有效国家身份证/居留证或等效证件（带照片）
- ▶ 当前有效带照片的完整驾照
- ▶ 当前有效居留许可（带照片）
- ▶ 当前有效生物识别居留许可（带照片）
- ▶ 当前有效申请注册卡或标准确认函
- ▶ 联合国或红十字发放的旅行证件
- ▶ 附在移民身份文件上的有效签证贴纸或 GV3 文件

禁止携带进考场的物品

- ▶ 除话题笔记及考点提供的纸张外的任何纸张
- ▶ 手机、平板或智能手表
- ▶ 音视频录制设备
- ▶ 词典

注意：考试期间不得饮食或吸烟。

Arriving at the exam centre

Arrive at the centre or school

Your school or centre will provide you with an arrival time. Please ensure that you arrive on time.

Store any unauthorised items securely

Your school or centre will provide a secure area for you to place your belongings. You must not bring any items into the exam room except your topic notes, ID document (if applicable), a pen or pencil, the paper provided by the centre and a bottle of water.

Take a seat

Your school or centre will direct you to your allocated seat. You must remain in this seat throughout the exam.

Starting your exam

Launch the exam software

Your school or centre will provide you with a personal test URL. When instructed to do so, type this into a browser to launch the 'secure browser' software. Make sure to download the 'secure browser' before the exam. See our guidance on [setting up your equipment](#) for further information.

Test URL

Your school or centre may already have launched your test URL. If not, they will provide you with a personal test URL. When told to, enter this into a browser to launch the 'secure browser' software. If you are using your own laptop, make sure you download the 'secure browser' before your exam.

Enter your keycode

Your school or centre will provide you with a unique keycode. Enter this into the box provided when instructed to do so.

Review the on-screen information

Your name will be displayed when you launch the test. Check that the details are correct on the exam screen. Review the terms and conditions. You will have to scroll down to accept them.

Start the exam

到达考试中心

到达考试中心/考点学校

你的考试中心/考点学校会告知你具体的到达时间。请确保准时到达。

妥善存放不允许带进考场的物品

考场会提供安全区域供你放置个人物品。除话题笔记、身份证件（如适用）、笔或铅笔、一瓶水，以及考点提供的纸张外，不得将任何物品带入考场。

座位

考场工作人员会指引你到分配的座位。考试期间必须一直坐在该座位上。

开始考试

启动考试软件

考场会提供个人考试网址（test URL）。当得到指示时，将网址输入浏览器以启动“安全浏览器”软件。请确保在考试前已下载“安全浏览器”。有关设备设置的更多信息，请参见[相关指导](#)。

考试网址

考场可能已经打开了你的考试网址。如果没有，他们会提供个人考试网址。按照指示将其输入浏览器以启动“安全浏览器”软件。如果使用自带笔记本电脑，请确保在考试前下载好“安全浏览器”。

输入密钥

考场会提供唯一密钥码。按照指示，将其输入指定框中。

核对屏幕上的信息

开始考试前，屏幕会显示你的姓名。请核对考试屏幕上的信息是否正确。阅读并确认条款和条件，你需要向下滚动以表示同意。

开始考试



Select 'Start' when instructed to do so by the school or centre staff.

Note: Do not attempt to access the exam until you are told to do so.

During your exam

Your exam starts with a short levelling test. The modules will then appear in the following order: Speaking, Listening, Reading, Writing.

Stay focused on your screen during the exam. You must not look at another candidate's screen.

If you are not sure what you should do, raise your hand. You may not ask for, and will not be given, any explanation of the questions.

You must not talk to other candidates or do anything that distracts them during the exam.

Finishing the exam

At the end of each module, you will be prompted to submit your answers. Do not leave the exam room without the permission of the invigilator/supervisor.

在得到考场工作人员指示时，选择“开始”。

注意：未获允许前，请勿尝试进入考试。

考试过程中

考试开始于一项简短的定级测试。随后模块将按照以下顺序出现：口语、听力、阅读、写作。

考试期间请专注于自己的屏幕，不得查看其他考生的屏幕。

若不确定应如何操作，请举手示意，但不能询问对题目的解释。

考试期间不得与其他考生交谈或做任何干扰他们的行为。

完成考试

每个模块结束时，系统会提示你提交答案。未经监考人员许可，不得擅自离开考场。

Results and scoring 考试结果与分数

How the exam is marked

The Reading and Listening tasks are multiple-choice questions that are marked by computer. The Speaking and Writing tasks are marked by specially-trained professional language assessors. They will assess your performance and assign a score for each module. They use rating scales that have been developed specifically for the exam.

Viewing your results

Your results should usually be available within **3–5 working days** after your exam. You can check the status of the exam on your Trinity account. When the results are available you will be given a detailed diagnostic profile report. This shows your performance in each skill (Speaking, Listening, Reading and Writing) so that you can see where you have performed well and which areas you might want to practise further. You will see your scores and CEFR level for each module, as well as your combined score and level.

Resitting a module

If you would like to improve your score, you can resit one individual module. This must be done within 90 days. Your overall results will be updated with the new score from your resit module.

Your certificate

You will receive a digital certificate as evidence of your achievements. Your digital certificate is secure and easy to share electronically, as a link or PDF.

If you wish to have a hard copy, you will also have the option to purchase a paper certificate.

All the information you need about the digital certificate, the certificate platform and how to purchase a paper certificate can be found on Trinity's website, trinitycollege.com/help/customer-services/certificates/digital-certificates/candidates.

Results validity

Trinity's English language qualifications are recognised around the world as evidence of English language proficiency.

考试评分方式

阅读和听力任务为单项选择题，由计算机评分。口语和写作任务则由经过专门培训的语言评分专家评分。他们会评价你的表现，并为每个模块赋分。评分使用的量表是专门为该考试设计的。

查看成绩

通常情况下，你的成绩会在考试后 **3–5 个工作日内** 公布。你可以在圣三一账户中查看考试状态。成绩公布后，你将收到一份详细的诊断报告，显示你在各项技能（口语、听力、阅读和写作）上的表现，帮助你了解自己的优势和需要进一步练习的领域。报告中会显示每个模块的分数和对应的 CEFR 水平，以及最后的综合分数和综合水平。

重考模块

如果你希望提高分数，可以选择重考其中一个模块。重考必须在 **90 天内** 完成。你的总成绩将根据重考模块的成绩更新。

证书

你将收到一份数字证书，以证明你的成绩。数字证书安全可靠，可通过链接或 PDF 电子方式分享。

如需纸质证书，也可选择购买。

有关数字证书、证书平台及纸质证书购买的详细信息，请访问圣三一官网：

trinitycollege.com/help/customer-services/certificates/digital-certificates/candidates。

成绩有效性

圣三一的英语语言资格证书在全球范围内被认可，作为英语水平的证明。

所有圣三一证书均为终身有效，证明考生在圣三一考

All Trinity certificates are valid for life as evidence of the candidate's achievement and performance in a Trinity exam. However, institutions and authorities may require candidates to have gained the qualification within a specific timeframe.

Please refer to the institution or authority for further information.

试中的成绩和表现。然而，机构和权威部门可能要求考生在特定时间范围内获得该资格证书。

请向相关机构或权威部门查询详细信息。

Exam rules

Do...

- ▶ Arrive at least 1 hour before the start of the exam.
- ▶ Remember your exam topic notes and a pen or pencil.
- ▶ Use a clear, unlabelled, sealable bottle for water.
- ▶ Check your pockets and leave all personal belongings, including bags, in the designated secure area.
- ▶ Plug in your laptop and attach your equipment (if applicable).
- ▶ Listen carefully to the supervisor who will give you instructions.
- ▶ Raise your hand to attract the supervisor's attention if required during the exam.
- ▶ Check that your details are correct on the exam screen.
- ▶ Ask the invigilator/supervisor for permission to leave the exam room early. Leave the exam room quietly.

Don't...

- ▶ Bring any paper or notes (apart from your topic notes and the paper provided to you by the centre).
- ▶ Access the exam until you are told to do so.
- ▶ Ask for any explanation of the questions; it will not be given.
- ▶ Record your exam.
- ▶ Eat or smoke.
- ▶ Use a dictionary.
- ▶ Borrow anything from another candidate.
- ▶ Disturb other candidates.
- ▶ Look at another candidate's monitor.

Disqualification warning!

If you cheat, use unfair practice, or break the exam rules in any way, your conduct will be reported to Trinity College London and you will be disqualified from the exam.

考试规则

应做事项:

- ▶ 考试开始前至少提前 1 小时到达。
- ▶ 带好话题笔记和笔或铅笔。
- ▶ 使用清晰、无标签、可密封的水瓶。
- ▶ 检查口袋，将所有个人物品（包括包）放入指定安全区域。
- ▶ 连接好笔记本电脑并安装相关设备（如适用）。
- ▶ 仔细听从监考人员的指示。
- ▶ 考试过程中如有需要，可举手示意监考人员。
- ▶ 检查考试屏幕上的个人信息是否正确。
- ▶ 需提前离开考场时，请向监考员/监考主管申请，并安静离开考场。

禁止事项:

- ▶ 带入任何纸张或笔记（话题笔记和考场提供的纸张除外）。
- ▶ 未经允许擅自进入考试系统。
- ▶ 询问题目解释；题目解释不会提供。
- ▶ 录制考试过程。
- ▶ 吃东西或吸烟。
- ▶ 使用字典。
- ▶ 向其他考生借用任何物品。
- ▶ 打扰其他考生。
- ▶ 查看其他考生的屏幕

取消考试资格

如有作弊、不正当行为或以任何方式违反考试规则，你的行为将被报告给圣三一，并将被取消考试资格。